



Vermont's Clean Water Board & Budget

Gianna Petito (she/her)
Clean Water Initiative Program Grants Supervisor
Water Investment Division, DEC

Presentation to Vermont Citizens Advisory Committee on Lake Champlain's Future
May 15, 2024

Gianna.petito@vermont.gov; 802-636-7547

**All imagery in this slide deck is provided for demonstration purposes only. Dollar values subject to slight variability.

Presentation Outline

- History of Clean Water Board and Vermont's Commitments to Clean Water
- State Fiscal Year 2025 Clean Water Budget and Board Updates
- Clean Water Budget Line-item Highlights
- Clean Water Reporting
- Key Takeaways & Learn More

History of the Clean Water Board and Vermont's Commitments to Clean Water

Vermont Clean Water Act (Act 64 of 2015)

Reasonable assurances to meet nonpoint source targets:

- Water quality regulations
- **Clean Water Board and Fund**
- Tracking, accounting, and reporting requirements

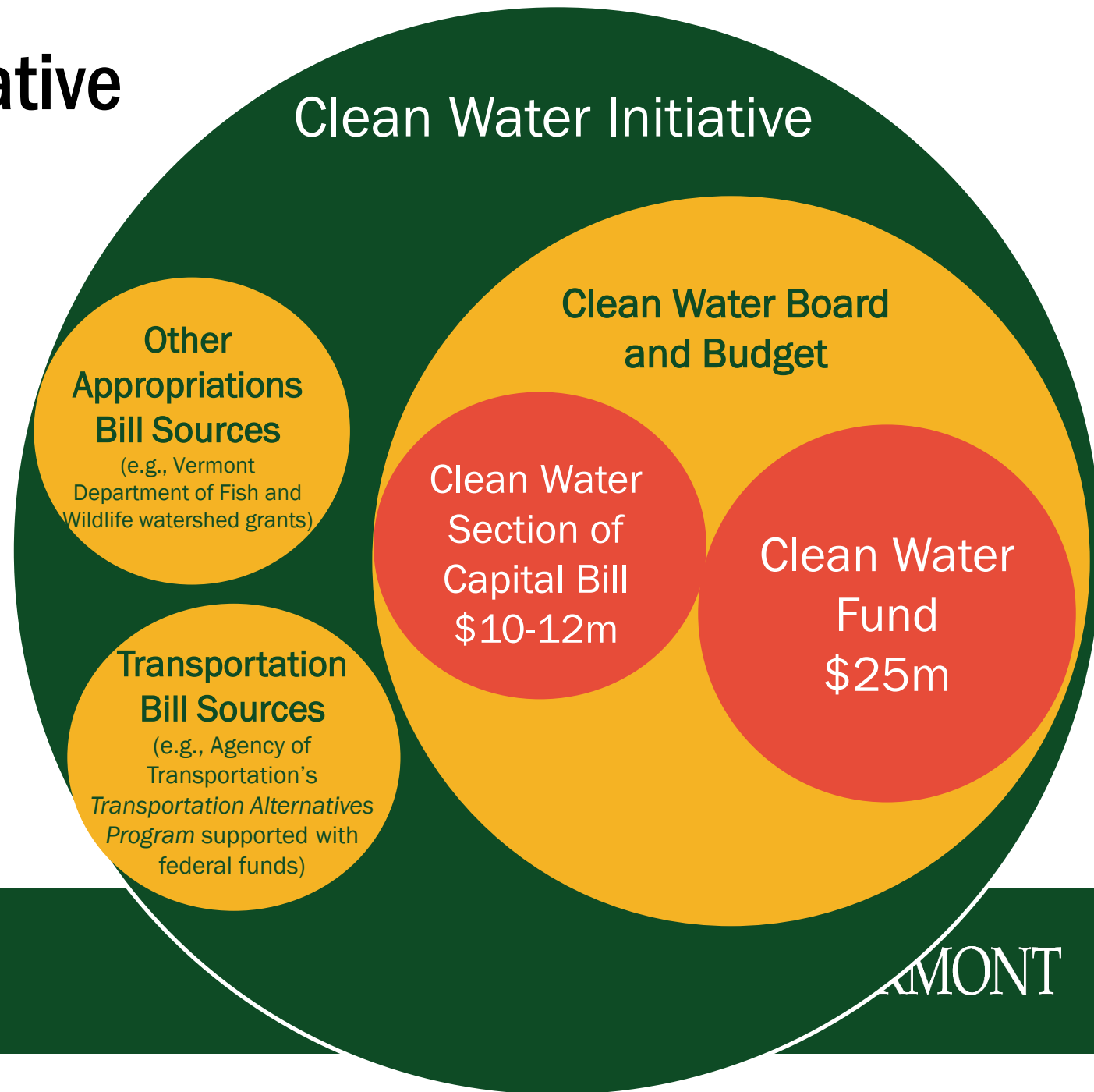


Clean Water Service Delivery Act (Act 76 of 2019)

- Clarified purpose of **Clean Water Initiative** and state's commitment of \$50-60 million annually to support the Initiative
- Added new revenue source for the Clean Water Fund: 6% meals and rooms
- Reset and updated Clean Water Budget priorities
- Four new grant programs including:
 - Water Quality Restoration Formula Grants
 - Water Quality Enhancement Grants
 - Municipal Stormwater Grants

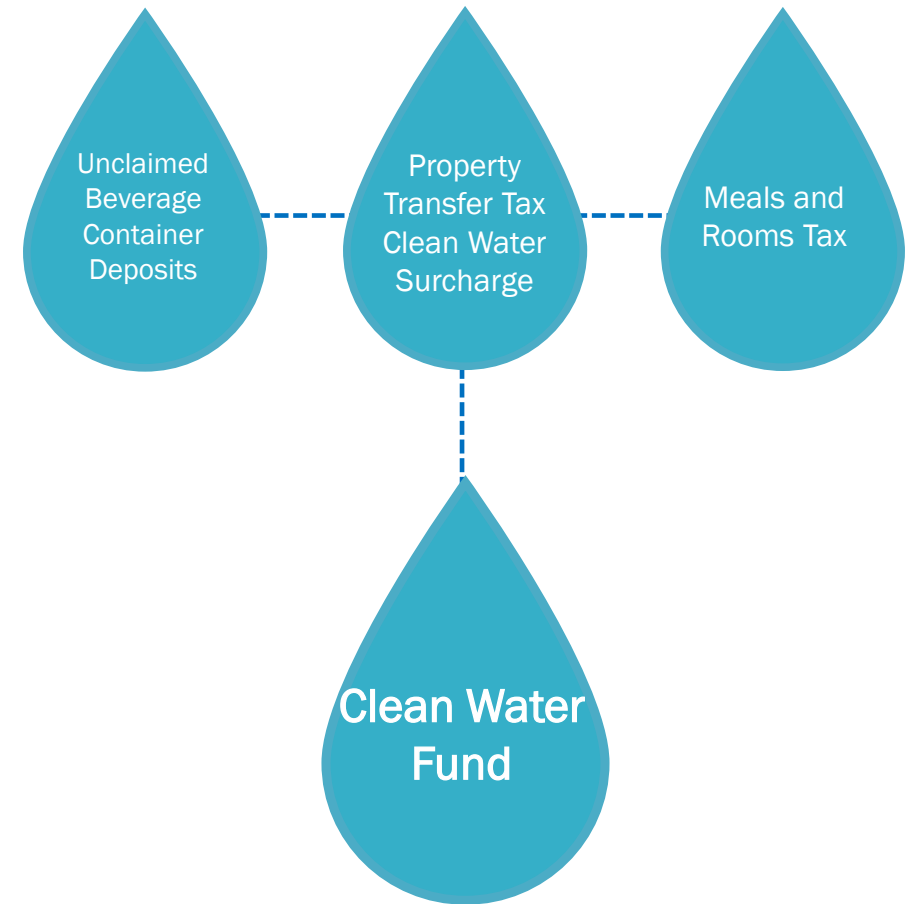
Vermont's Clean Water Initiative

- Statutorily-defined inter-agency initiative to provide mechanisms, staffing, and financing necessary to achieve and maintain compliance with the [Vermont Water Quality Standards](#) for all State waters.
- To ensure success in implementing the Clean Water Initiative, the State should commit to funding the Clean Water Initiative in a manner that ensures the maintenance of effort and that provides an annual appropriation for clean water programs in a range of \$50 million to \$60 million **as adjusted for inflation** over the duration of the Initiative ([10 V.S.A 1387](#)).
- https://www.vermonttreasurer.gov/sites/treasurer/files/committees-and-reports/FINAL_CleanWaterReport_2017.pdf



Clean Water Fund

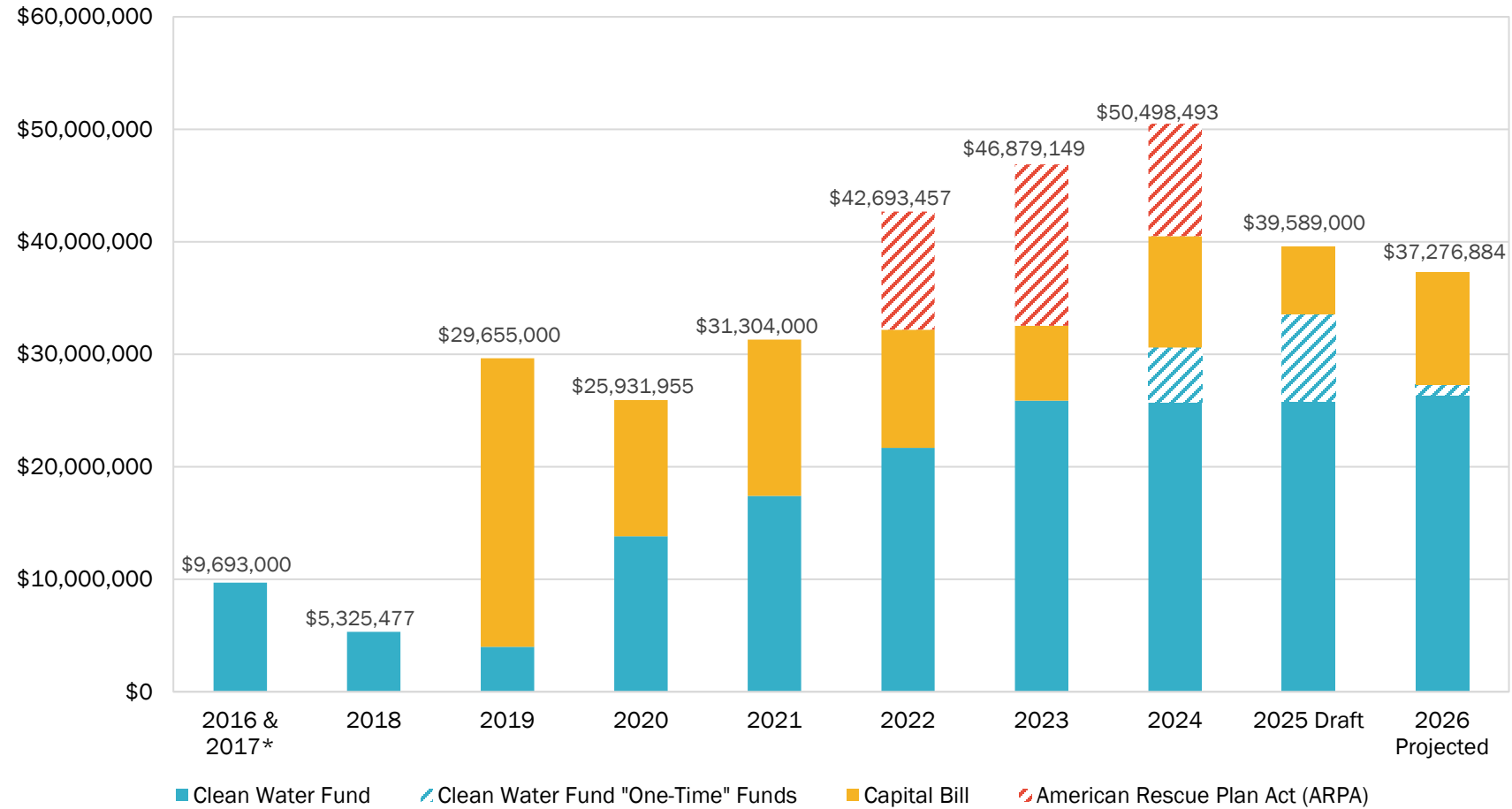
- Statutorily defined special fund ([10 V.S.A 1388](#)). The Clean Water Fund shall be used to assist the State in the implementation of the Clean Water Initiative ([10 V.S.A 1387](#)) **but is not the *only* money that supports the Clean Water Initiative.** The Clean Water Board is responsible for recommending expenditures out of the Clean Water Fund ([10 V.S.A. 1389](#))



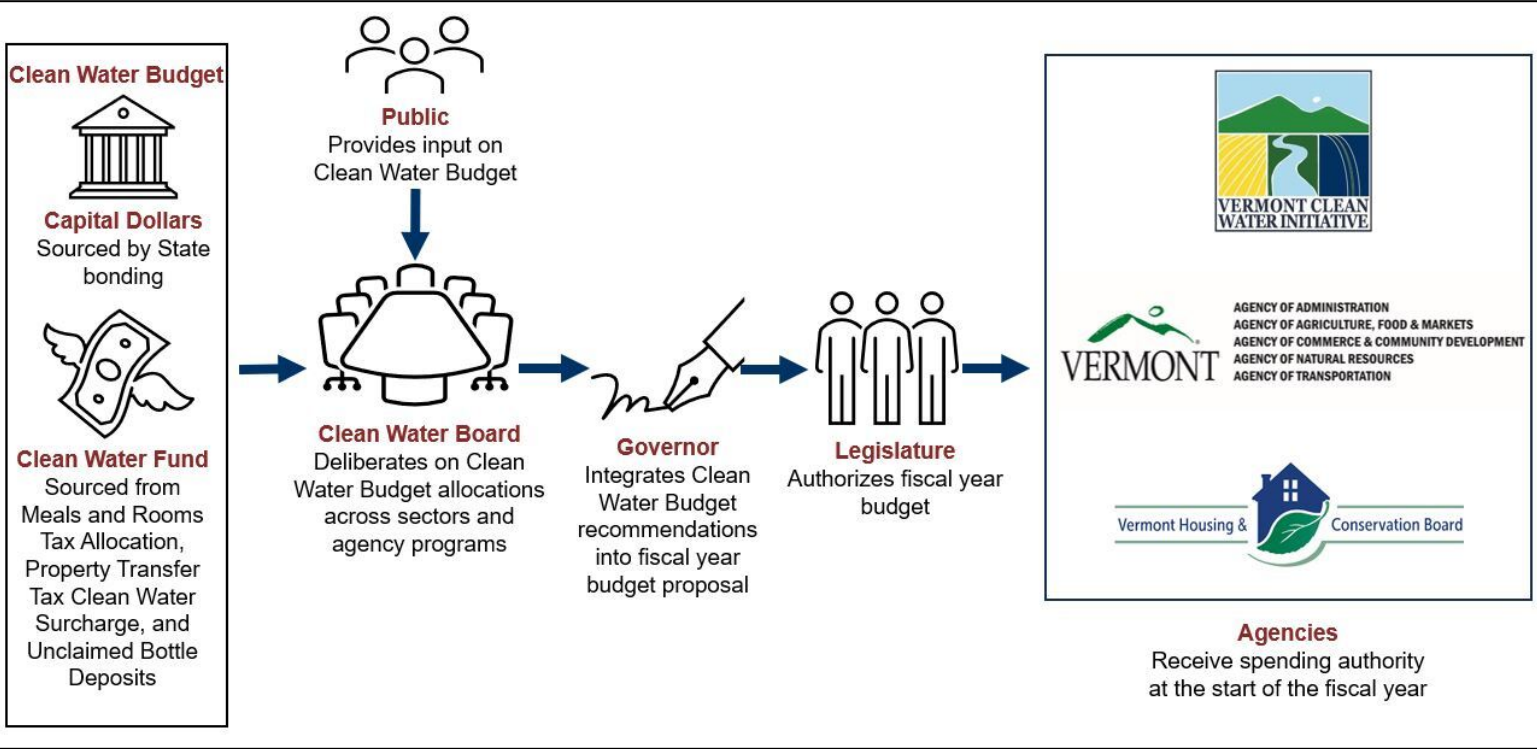
Clean Water Budget

- Programmatic term used to reference all dollars and expenses recommended by the Clean Water Board on an annual basis. This typically includes the Clean Water Fund and some capital dollars from the Clean Water section of the capital bill ([10 V.S.A. 1389](#)). For State Fiscal Years 2022-2024 it also included American Rescue Plan Act dollars appropriated to the Board for budgeting by the legislature ([Act 74 of 2021](#))

Clean Water Budget Allocations by Funding Source & State Fiscal Year



Clean Water Budget Process and Timing



STATE FISCAL YEAR BUDGET TIMELINE

OCTOBER*
 Board approves draft Fiscal Year Clean Water Budget

OCTOBER- NOVEMBER
 Public comment period

DECEMBER*
 Board reviews public comment and finalizes Fiscal Year Clean Water Budget recommendation

JANUARY – APRIL
 Legislative review and testimony on Fiscal Year budget recommendations

NOVEMBER*
 Board invites public to comment on draft Fiscal Year budget at public hearing

JANUARY
 Governor proposes Fiscal Year budget to the Legislature

*Clean Water Board Meeting

Engaging the Public in the Budget Process



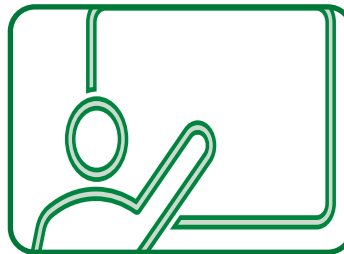
Provide online resources

- Visit the Clean Water Board webpage: dec.vermont.gov/water-investment/cwi/board
- Clean Water Stakeholders Listserv: tinyurl.com/87s7tjse



Review available materials

- Draft Clean Water Budget spreadsheet
- Clean Water Budget Overview
- Clean Water Budget Story Map
- Recorded FY2025 Line-Item Presentations



Take public opinion into account

- Via online questionnaire
- Via written submission: anr.cleanwatervt@vermont.gov
- At Public Hearing

Public Comment Period: October 20, 2023 - November 20, 2023

Public Hearing: November 2, 2023

Clean Water Board consideration of public comment: December 5, 2023

State Fiscal Year 2025 Clean Water Budget and Board Updates (July 1, 2024-June 30, 2025)

[https://dec.vermont.gov/sites/dec/files/WID/CWIP/2023-12-05_Final_SF25CleanWaterBudgetRecommendation%20\(GovRec%201-23-24\)_website.pdf](https://dec.vermont.gov/sites/dec/files/WID/CWIP/2023-12-05_Final_SF25CleanWaterBudgetRecommendation%20(GovRec%201-23-24)_website.pdf)

Find other Clean Water Board
Recommended Budgets by State
Fiscal Year on the Clean Water Board
site page:

<https://dec.vermont.gov/water-investment/cwi/clean-water-board>



Clean Water Budget Organized Into Priority Tiers

To meet the intent of the Clean Water Fund statutory priorities ([10 V.S.A. § 1389](#)):

- Roughly 60:30:10 split of overall funds across priority tiers

Priority Tier 1

Priority Tier 2

Priority Tier 3

Other Priorities Tier

No.	Agency	Activity	Clean Water Fund	Budget Target = \$M ¹	Unallocated/Unreserved	Subtotal Base Funds	SFY25 Compared to SFY24 Base Funds	Unallocated/Unreserved	American Rescue Plan Act (ARPA) ²	Subtotal One-Time Funds	SFY24 One-Time Funds	Total SFY25 (Base + One-Time)	Compared to SFY24 Total
Clean Water Budget Statutory Priority Tier 1 (Items of Equal Priority)													
1.1	ANR-DEC (CWIP)	Water Quality Restoration Formula Grants to Clean Water Service Providers & O&M	7,210,000			7,210,000	-	1,150,000		1,150,000	-	8,360,000	-
1.2	ANR-DEC (CWIP)	Basin Planning, Basin Water Quality Council Participation, Education, and Outreach	650,000			650,000	-				-	650,000	-
1.3		Water Quality Enhancement Grants											
1.31	ANR-DEC (CWIP)	Statewide Non-regulatory Clean Water Projects	5,000,000			5,000,000	-				-	5,000,000	-
1.32	VHCB	Land Conservation and Water Quality Projects			2,000,000	2,000,000	-				-	2,000,000	-
1.4	AAFM	Water Quality Grants to Partners and Farmers	6,696,887	690,000	1,200,000	8,446,887	426,238	213,113		213,113	(2,796,967)	8,869,000	(2,350,569)
1.4		Agency and Partner Operating Support											
1.51	AAFM	Program Support	900,000			900,000	33,750				-	900,000	33,750
1.52	ANR-DEC (CWIP)	Program and Partner Support	1,030,000			1,030,000	76,250	700,000		700,000	266,750	1,730,000	375,000
		Tier 1 SUBTOTAL	21,486,887	650,000	3,200,000	25,236,887	526,238	2,063,113	-	2,063,113	(2,486,137)	27,300,000	(1,951,899)
		Tier 1 % of Total	83%	9%	82%	71%	54%	54%	-	54%	54%	89%	89%
Clean Water Budget Statutory Priority Tier 2 (Items of Equal Priority)													
2.1		Outreach and Implementation of Forestry Acceptable Management Practices for Maintaining Water Quality											
2.11	ANR-FPR	Forestry Water Quality Practices and Portable Skidder Bridges	144,000			144,000	367				-	144,000	367
2.12	ANR-FPR	Implement BMPs at State Forests, Parks, and Recreational Access Roads		650,000		650,000	-				-	650,000	-
2.2		Municipal Stormwater Implementation											
2.21	VTrans	Municipal Roads Grants-in-Aid (MROG)	3,000,000			3,000,000	-				-	3,000,000	-
2.22	VTrans	Municipal Better Roads (MBRG)	1,000,000			1,000,000	-	1,000,000		1,000,000	1,000,000	2,000,000	1,000,000
2.23		Muskeget Bay Federal Earmark (Non-Federal Match) ³				-					(1,000,000)	-	(1,000,000)
2.24	ANR-DEC (CWIP)	Municipal Three-Acre General Permits and M54 ⁴				-	(1,000,000)				(7,000,000)	-	(8,000,000)
2.3	VHCB	Water Quality Farm Improvement and Retirement Projects			800,000	800,000	-				-	800,000	-
2.4	ANR-DEC (CWIP)	Innovative or Alternative Technologies or Practices to Improve Water Quality				-		750,000		750,000	550,000	750,000	550,000
		Tier 2 SUBTOTAL	4,144,000	650,000	800,000	5,434,000	(899,613)	1,750,000	-	1,750,000	(6,450,000)	7,344,000	(7,449,613)
		Tier 2 % of Total	16%	9%	25%	15%	46%	46%	-	46%	46%	18%	18%
Clean Water Budget Statutory Priority Tier 3													
3.1	ANR-DEC (WIFP)	Developed Lands Implementation Grants ⁵				-	-				-	-	-
		Tier 3 SUBTOTAL	-	-	-	-	-	-	-	-	-	-	-
		Tier 3 % of Total	0%	0%	0%	0%	0%	0%	0%	0%	0%	0%	0%
Clean Water Budget Other Priorities													
4.1	ANR-DEC (Lakes)	Lakes In Crisis Fund	120,000			120,000	-				-	120,000	-
4.2	AsA	Stormwater Utility Payments (\$25K each)	25,000			25,000	25,000				(100,000)	25,000	(75,000)
4.3	ACCD	Better Connections and Downtown Transportation Fund				-	-				-	-	-
4.4		Capital Bill Priorities											
4.4	ANR-DEC (WIFP)	State Match to Clean Water State Revolving Fund (CWSRF) Federal Grant ⁶		1,600,000		1,600,000	1,267,019				-	1,600,000	1,267,019
4.5	ANR-DEC (WIFP)	Municipal Pollution Control Grants		3,300,000		3,300,000	(700,000)				-	3,300,000	(700,000)
		Other SUBTOTAL	145,000	4,900,000	-	5,045,000	592,019	-	-	(100,000)	5,045,000	492,019	
		Other % of Total	0.6%	62%	0%	14%	9%	0%	0%	0%	0%	13%	13%
		Total Proposed for Appropriation⁷	25,775,887	6,000,000	4,000,000	35,775,887	328,644	3,813,113	-	3,813,113	(9,038,137)	39,559,000	(8,909,493)
		Anticipated SFY25 Revenue/Sources	25,775,887	6,000,000		31,775,887						31,775,887	
		Estimated Unallocated/Unreserved Clean Water Fund Revenue			4,000,000	4,000,000		4,701,689		4,701,689		8,701,689	
		Anticipated Total Available ⁸	25,775,887	6,000,000	4,000,000	35,775,887		4,701,689		4,701,689		40,477,556	
		Balance=Total Available-Total Requested	-	-	-	-		888,556		888,556		888,556	

Agency	SFY25 BASE FUNDS				SFY25 ONE-TIME FUNDS				Total SFY25 (Base + One-Time)	SFY25 Total Compared to SFY24 Total
	Clean Water Fund	Capital Bill (SFY25 Capital Budget Target = \$M) ¹	Filling the \$4m Base Gap from SFY25 Capital Bill with Clean Water Fund Prior Year Unallocated/Unreserved	Subtotal Base Funds	Clean Water Fund Prior Year Unallocated/Unreserved	American Rescue Plan Act (ARPA) ²	Subtotal One-Time Funds	SFY25 Compared to SFY24 One-Time Funds		
AAFM	7,596,887	690,000	1,200,000	9,346,887	459,988	213,113	213,113	(2,796,887)	9,869,000	(2,326,899)
ACCD	-	-	-	-	-	-	-	-	-	-
ANR (DEC)	14,010,000	4,900,000	-	18,910,000	(366,731)	2,600,000	2,600,000	(6,163,268)	21,810,000	(6,517,961)
ANR (FPR)	144,000	650,000	-	794,000	367	-	-	-	794,000	367
AsA	25,000	-	-	25,000	25,000	-	-	(100,000)	25,000	(75,000)
VHCB	-	-	2,800,000	2,800,000	-	-	-	-	2,800,000	-
VTrans	4,000,000	-	-	4,000,000	-	1,000,000	1,000,000	-	5,000,000	-
Total Proposed for Appropriation⁷	25,775,887	6,000,000	4,000,000	35,775,887	328,644	3,813,113	3,813,113	(9,038,137)	39,559,000	(8,909,493)

SFY 2025 Line Item Updates

- (1.52) Program and Partner Support \$300,000 boost in one-time funds some of which may support potential flood recovery needs
- (2.22) Municipal Better Roads \$1,000,000 boost in one-time for Road Erosion Inventory re-assessments
- (2.4) Partially support Alum Treatment in Lake Carmi pending results of feasibility study and permitting

No.	Agency	Activity	SFY25 BASE FUNDS				SFY25 ONE-TIME FUNDS				SFY25 Compared to SFY24 One-Time Funds	Total SFY25 (Base + One-Time)	SFY25 Total Compared to SFY24 Total
			Clean Water Fund	Capital BIE (SFY25 Capital Budget Target = \$mg)	Filling the \$4m Base Gap from SFY25 Capital BIE with Clean Water Fund Unallocated/Unreserved	Subtotal Base Funds	SFY25 Compared to SFY24 Base Funds	Clean Water Fund Prior Year Unallocated/Unreserved	American Rescue Plan Act (ARPA)	Subtotal One-Time Funds			
Clean Water Budget Statutory Priority Tier 1 (Items of Equal Priority)													
1.1	ANR-DEC (CWIP)	Water Quality Restoration Formula Grants to Clean Water Service Providers & O&M	7,210,000			7,210,000	-	1,150,000		1,150,000	-	8,360,000	-
1.2	ANR-DEC (CWIP)	Basin Planning, Basin Water Quality Council Participation, Education, and Outreach	650,000			650,000	-	-		-	-	650,000	-
1.3 Water Quality Enhancement Grants													
1.31	ANR-DEC (CWIP)	Statewide Non-regulatory Clean Water Projects	5,000,000			5,000,000	-	-		-	-	5,000,000	-
1.32	VHCB	Land Conservation and Water Quality Projects			2,000,000	2,000,000	-	-		-	-	2,000,000	-
1.4	AAEM	Water Quality Grants to Partners and Farmers	6,606,687	650,000	1,200,000	8,456,687	426,236	213,113		213,113	(2,796,887)	9,660,000	(2,326,669)
1.5 Agency and Partner Operating Support													
1.51	AAEM	Program Support	900,000			900,000	33,750	-		-	-	900,000	33,750
1.52	ANR-DEC (CWIP)	Program and Partner Support	1,030,000			1,030,000	76,250	700,000		700,000	200,750	1,730,000	375,000
Tier 1 SUBTOTAL			21,486,687	650,000	3,200,000	25,236,687	526,236	2,063,113	-	2,063,113	(2,486,137)	27,300,000	(1,851,899)
Tier 1 % of Total			83%	9%	80%	71%		54%		54%		89%	
Clean Water Budget Statutory Priority Tier 2 (Items of Equal Priority)													
2.1 Outreach and Implementation of Flowable Acceptable Management Practices for Maintaining Water Quality													
2.11	ANR-FPR	Flowable Water Quality Practices and Portable Skidder Bridges	144,000			144,000	367	-		-	-	144,000	367
2.12	ANR-FPR	Implement BMPs at State Forests, Parks, and Recreational Access Roads		550,000		550,000	-	-		-	-	550,000	-
2.2 Municipal Stormwater Implementation													
2.21	VTrans	Municipal Roads Grants-in-Aid (MRGP)	3,000,000			3,000,000	-	-		-	-	3,000,000	-
2.22	VTrans	Municipal Better Roads (MBR)	1,000,000			1,000,000	-	1,000,000		1,000,000	1,000,000	2,000,000	1,000,000
2.23	-	Mississippi Bay Federal Easement (Non-Federal Match)	-	-	-	-	-	-		(1,000,000)	(1,000,000)	-	(1,000,000)
2.24	ANR-DEC (CWIP)	Municipal Three-Acre General Permits and MSA	-	-	-	-	(1,000,000)	-		-	(7,000,000)	-	(8,000,000)
2.3	VHCB	Water Quality Farm Improvement and Retirement Projects			800,000	800,000	-	-		-	-	800,000	-
2.4	ANR-DEC (CWIP)	Innovative or Alternative Technologies or Practices to Improve Water Quality					-	750,000		750,000	650,000	750,000	650,000
Tier 2 SUBTOTAL			4,144,000	550,000	800,000	5,494,000	(999,613)	1,750,000	-	1,750,000	(6,450,000)	7,244,000	(7,448,613)
Tier 2 % of Total			16%	9%	25%	15%		46%		46%		18%	
Clean Water Budget Statutory Priority Tier 3													
3.1	ANR-DEC (WFP)	Developed Lands Implementation Grants					-	-		-	-	-	-
Tier 3 SUBTOTAL			-	-	-	-	-	-		-	-	-	-
Tier 3 % of Total			0%	0%	0%	0%		0%		0%		0%	
Clean Water Budget Other Priorities													
4.1	ANR-DEC (Lakes)	Lakes in Crisis Fund	120,000			120,000	-	-		-	-	120,000	-
4.2	AsA	Stormwater Utility Payments (\$25K each)	25,000			25,000	25,000	-		(100,000)	25,000	(75,000)	-
4.3	ACCD	Better Connections and Downtown Transportation Fund					-	-		-	-	-	-
Capital BIE Priorities													
4.4	ANR-DEC (WFP)	State Match to Clean Water State Revolving Fund (CWSP) Federal Grant		1,600,000		1,600,000	1,267,019	-		-	-	1,600,000	1,267,019
4.5	ANR-DEC (WFP)	Municipal Pollution Control Grants		3,300,000		3,300,000	(700,000)	-		-	-	3,300,000	(700,000)
Other SUBTOTAL			145,000	4,900,000	-	5,045,000	522,219	-		-	(100,000)	5,045,000	452,019
Other % of Total			0.6%	82%	0%	14%		0%		0%		13%	
Total Proposed for Appropriation*			28,775,687	6,000,000	4,000,000	38,775,687	128,644	3,813,113	-	3,813,113	(9,036,137)	39,569,000	(8,906,493)
Anticipated SFY25 Revenue/Sources			25,775,687	6,000,000		31,775,687						31,775,687	
Estimated Unallocated/Unreserved Clean Water Fund Revenue					4,000,000	4,000,000		4,701,669		4,701,669		5,701,669	
Anticipated Total Available*			25,775,687	6,000,000	4,000,000	35,775,687		4,701,669		4,701,669		40,477,356	
Balance*Total Available-Total Requested			-	-	-	-		688,556		688,556		888,556	

Agency	SFY25 BASE FUNDS				SFY25 ONE-TIME FUNDS				SFY25 Compared to SFY24 Base	Clean Water Fund Prior Year Unallocated/Unreserved	American Rescue Plan Act (ARPA)	Subtotal One-Time Funds	SFY25 Compared to SFY24 One-Time Funds	Total SFY25 (Base + One-Time)	SFY25 Total Compared to SFY24 Total
	Clean Water Fund	Capital BIE (SFY25 Capital Budget Target = \$mg)	Filling the \$4m Base Gap from SFY25 Capital BIE with Clean Water Fund Unallocated/Unreserved	Subtotal Base Funds	SFY25 Base Compared to SFY24 Base	Clean Water Fund Prior Year Unallocated/Unreserved	American Rescue Plan Act (ARPA)	Subtotal One-Time Funds							
AAEM	7,596,687	650,000	1,200,000	9,346,687	459,988	213,113		213,113			213,113	(2,796,887)	9,860,000	(2,326,669)	
ACCD	-	-	-	-	-	-		-		-	-	-	-	-	
ANR (DEC)	14,010,000	4,900,000	-	18,910,000	(966,731)	2,800,000		2,800,000			16,113,269	21,410,000	(6,507,961)		
ANR (FPR)	144,000	550,000	-	694,000	367	-		-		-	694,000	367	-		
AsA	25,000	-	-	25,000	25,000	-		-		(100,000)	25,000	(75,000)	-		
VHCB	-	-	2,000,000	2,000,000	-	-		-		-	2,000,000	-	-		
VTrans	4,000,000	-	4,000,000	8,000,000	-	1,000,000		1,000,000		-	5,000,000	5,000,000	-		
Total Proposed for Appropriation*															
	28,775,687	6,000,000	4,000,000	38,775,687	128,644	3,813,113		3,813,113			(9,036,137)	39,569,000	(8,906,493)		

Risk Management with the Clean Water Fund

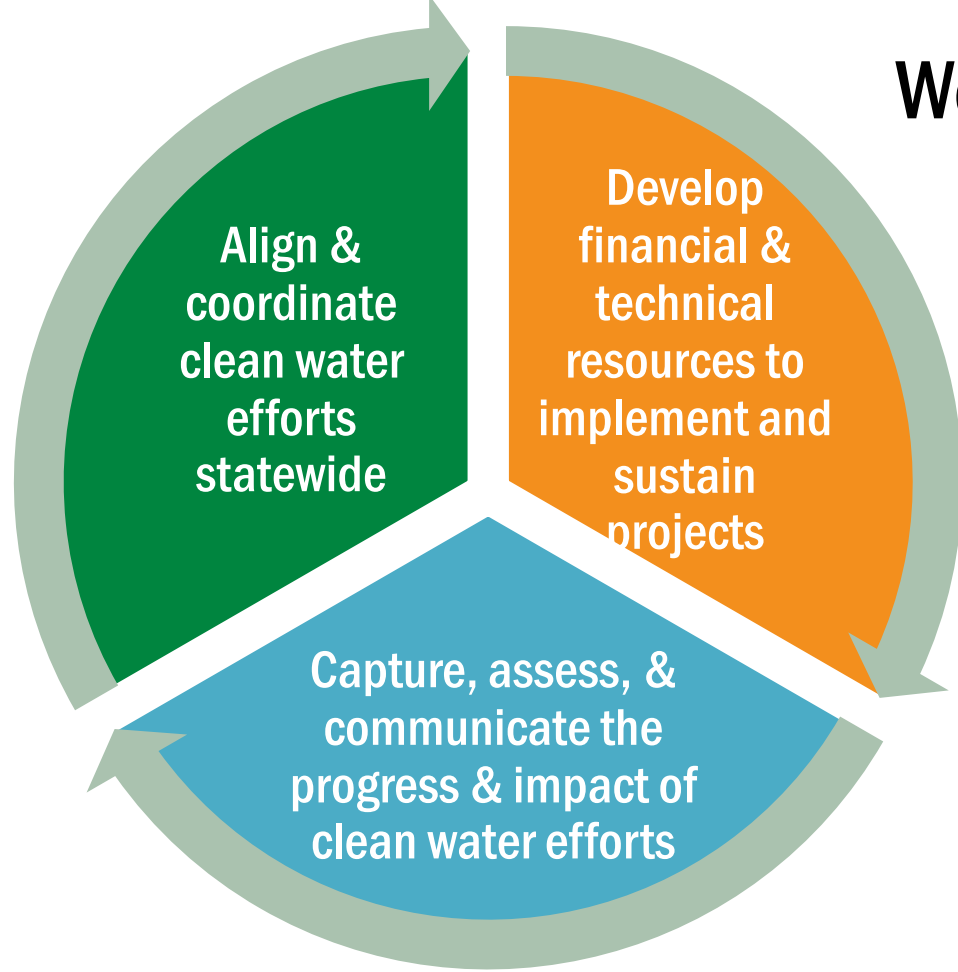
- When revenues underperform, the Clean Water Board relies on the existence of a Contingency Reserve to make whole previously executed financial commitments.
- The Clean Water Fund Contingency Reserve Guidelines documents when and how Contingency Reserve Funds are accessed by the Board and rules for replenishment.
 - The most current Clean Water Fund Contingency Reserve Guidelines can be found on the Clean Water Board site page: <https://dec.vermont.gov/water-investment/cwi/clean-water-board>
- Guidelines were updated February 2024 to create a mechanism **to fund project repair/restoration in the case of clean water project losses**

Clean Water Budget Line-item Highlights

No.	Agency	Activity
Clean Water Budget Statutory Priority Tier 1 (Items of Equal Priority)		
.1	ANR-DEC (CWIP)	Water Quality Restoration Formula Grants
.2	ANR-DEC (CWIP)	Basin Planning, Basin Water Quality Council
.3	<i>Water Quality Enhancement Grants</i>	
1.31	ANR-DEC (CWIP)	Statewide Non-regulatory Clean Water
1.32	VHCB	Land Conservation and Water Quality
.4	AAFM	Water Quality Grants to Partners and Farm
.5	<i>Agency and Partner Operating Support</i>	
1.51	AAFM	Program Support
1.52	ANR-DEC (CWIP)	Program and Partner Support
Tier 1 SUBTOTAL		
Tier % of Total		

- (1.1) Water Quality Restoration Formula Grants to CWSPs and O&M*
- (1.31) Statewide Non-Regulatory Clean Water Projects*
- (1.52) Program and Partner Support
- (2.24) Municipal Three-Acre General Permit and MS4*
- (3.1) Developed Lands Implementation Grants*

We are the Clean Water Initiative Program (CWIP)!



ANR

DEC

WID

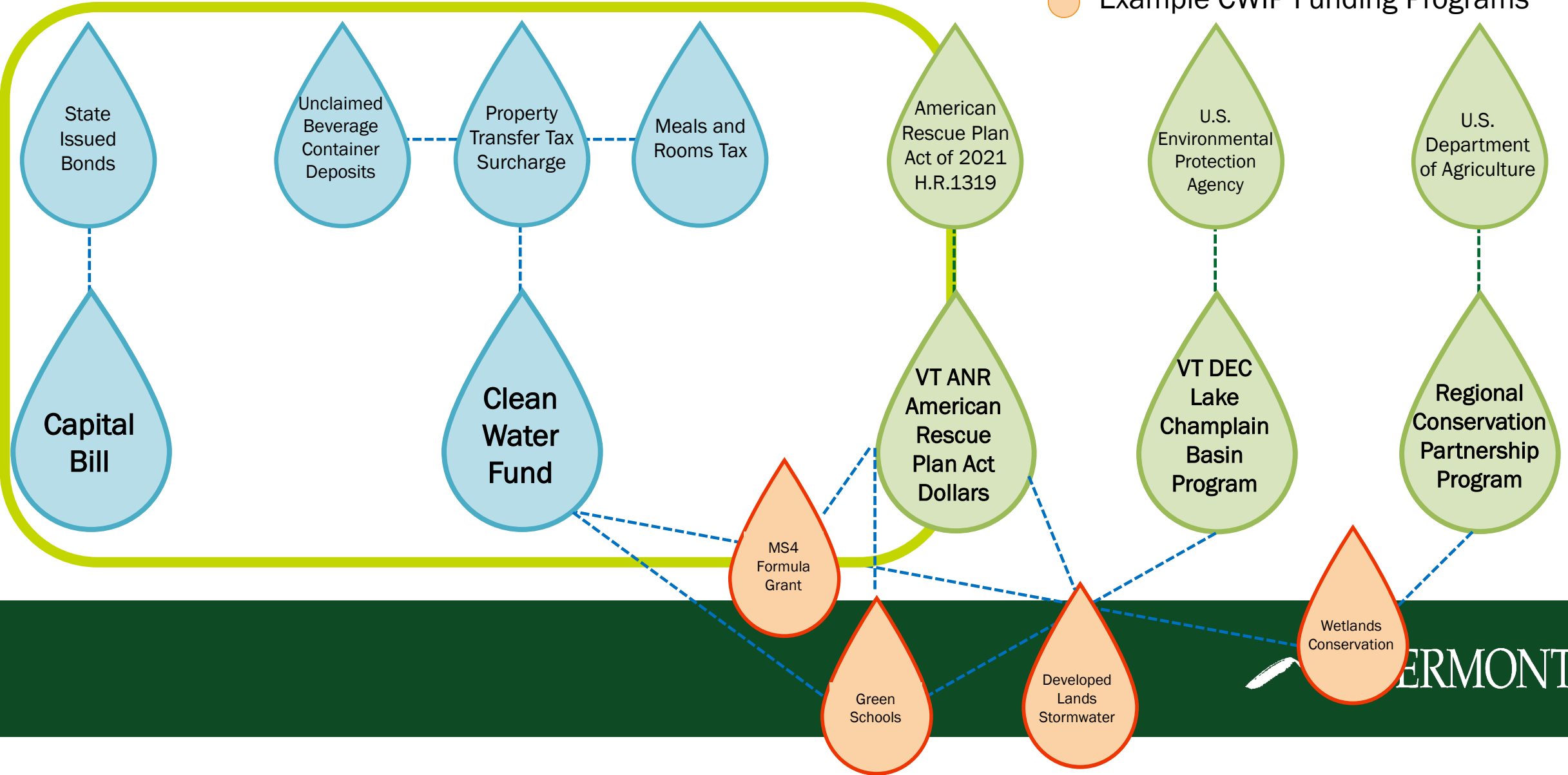
CWIP

CWIP Budget Sources

Clean Water Budget

State Funding Federal Funding

Example CWIP Funding Programs



Geography of Primary CWIP Funding Programs

Blue = (2.24 Municipal Three Acre General Permit and MS4) MS4 Community Formula Grants

Purple =

- (2.24 Municipal Three Acre General Permit and MS4 and 3.1 Developed Lands Implementation Grants) Three-Acre Regulatory Assistance Programs,
- (1.1 Water Quality Restoration Formula Grants to CWSPS and O&M) CWSP Formula Grants*

Yellow =

- (1.31 Statewide Non-Regulatory Clean Water Projects) Water Quality Enhancement Grants
- (1.52 Program and Partner Support) Clean Water Workforce Capacity Development Block Grant

MS4 Community Formula Grant

SFYs 2023 – 2024, CWF & ARPA |
\$7,487,000.00

- **Purpose:** assist MS4 communities with permit compliance to reduce adverse impacts to water quality
- **Eligible Entities:** 15 MS4 Regulated Communities
- **Total Program Budget:** split across 15 MS4s based on formula
- **Projects:** design and/or implement eligible stormwater practices to make progress towards MS4 phosphorus reduction targets



Three-Acre Regulatory Assistance Programs



Program	Budget	Funding Source
Green Schools Initiative	\$ 29,672,045.00	ARPA, LCBP-EPA
Public-Private Partnerships	\$ 3,079,717.00	ARPA
Phase 1 Engineering Services for Manufactured Housing Communities	\$ 480,656.00	ARPA
Permit Obtainment Assistance	\$ 12,377,627.00	ARPA
Phase 2 Construction Assistance for high need sites	\$ 5,684,080.00	ARPA
Total	\$ 51,294,125.00	

Water Quality Restoration Formula Grants



Albs * B\$/lb

+



Clbs * D\$/lb

+

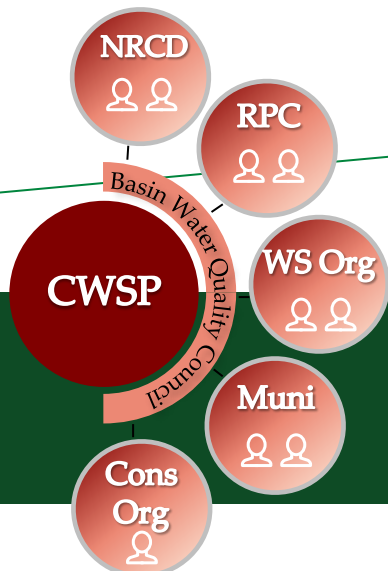
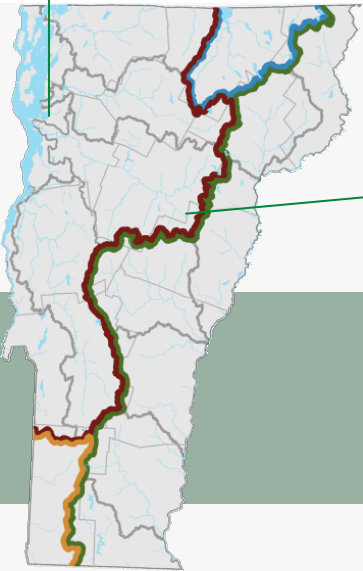


Elbs * F\$/lb

+



Glbs * H\$/lb



Water Quality Enhancement Grants

- “This program shall be a competitive grant program to fund projects that
 - protect high quality waters,
 - maintain or improve water quality in all waters,
 - restore degraded or stressed waters,
 - create resilient watersheds and communities, and
 - support the public’s use and enjoyment of the State’s waters.”
- Enhancement Grants Subgroup and Grants Summary Document

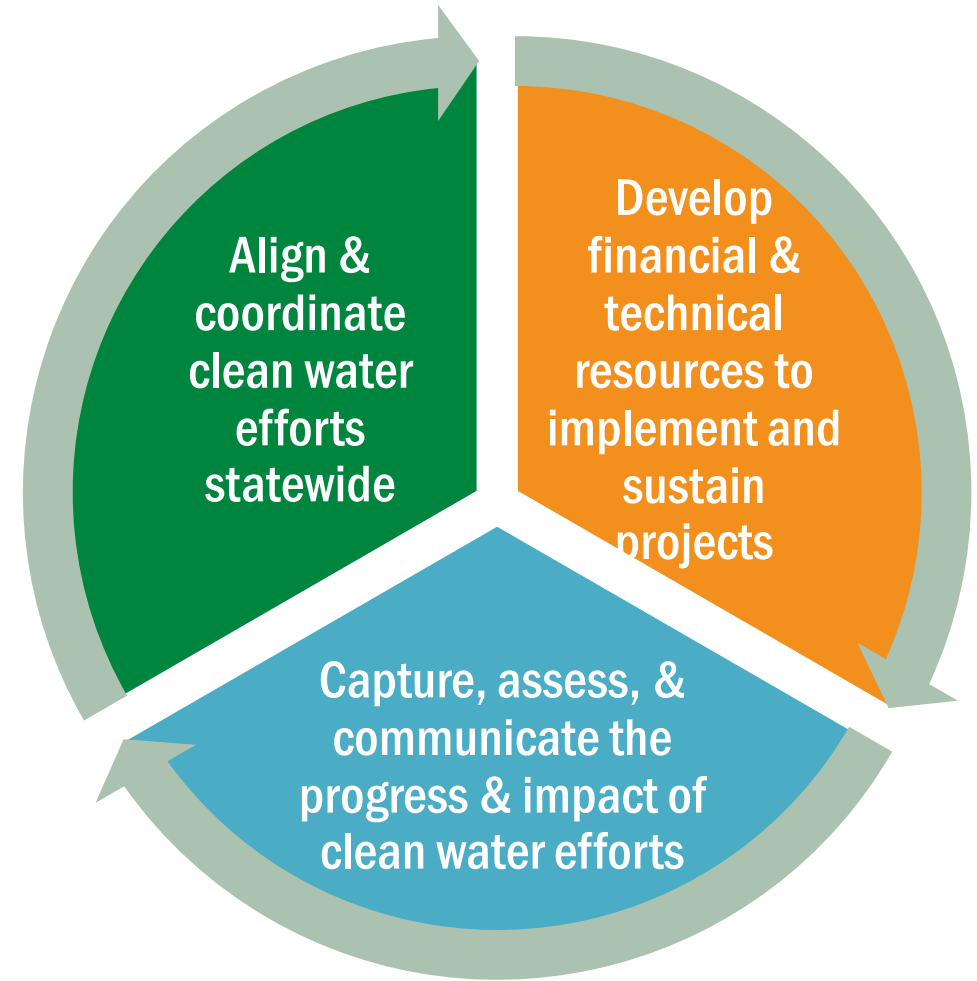
CWIP SFY23 Spending Plan	
Spending Initiative	Budget
Clean Water Budget Statutory Priority Tier 1	
Water Quality Restoration Formula Grants to Clean Water Service Providers	\$ 7,000,000
Water Quality Restoration Formula Grants to Clean Water Service Providers (Operations, Maintenance, Inspection and Verification)	\$ 210,000
Water Quality Enhancement Grants	\$ 5,000,000
<i>Dam Removal Design and Implementation Block Grant</i>	\$ 1,000,000
<i>Woody Riparian Buffer Block Grant</i>	\$ -
<i>River Corridor Easements</i>	\$ 1,100,000
<i>Multi-sector Assessments - Stream Geomorphic Assessments and River Corridor Plans, Stormwater Master Plans, Lake Watershed Action Plans</i>	\$ 340,000
<i>Enhancement Sub-initiative Block Grant (Project development, design and implementation)</i>	\$ 2,310,000
<i>Regional Conservation Partnership Program (RCPP) Wetland Incentives</i>	\$ 250,000
Tactical Basin Planning	\$ 650,000
Program and Partner Support	\$ 950,540
Clean Water Budget Statutory Priority Tier 2	
Municipal Stormwater Implementation Grants	\$ 6,050,000
Innovative or Alternative Technologies or Practices to Improve Water Quality	\$ -
Total	\$ 19,860,540

Clean Water Workforce Capacity Development Initiative



- Pilot program – extensive design and partner engagement
- \$1,000,000

Clean Water Reporting



Vermont's Clean Water Initiative Performance Report

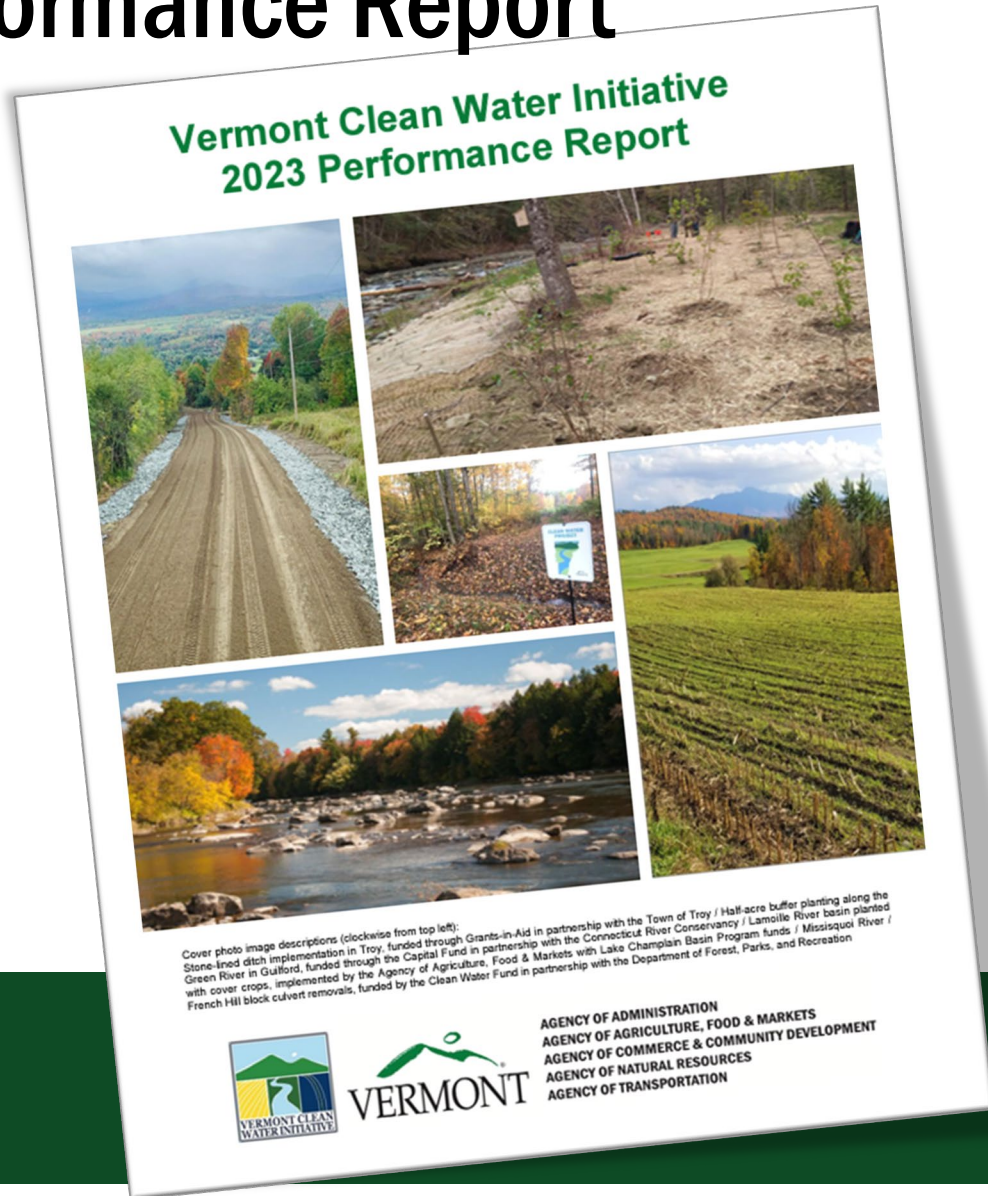


Table 2: State of Vermont funding programs reported by state agencies and affiliates.

Agency or Affiliate	Clean Water Funding Programs
Agency of Administration (AoA)	Stormwater Utility Incentive Payments
Agency of Agriculture, Food & Markets (AAFM)	Agricultural Clean Water Initiative Program Best Management Practice (BMP) Program Capital Equipment Assistance Program (CEAP) Clean Water Fund Operational Funds Conservation Reserve Enhancement Program (CREP) Farm Agronomic Practice (FAP) Program Grassed Waterway and Filter Strip (GWFS) Program Pasture Surface Water Fencing (PSWF) Program Water Quality (WQ) Grants Vermont Farmer Ecosystem Services Program Vermont Phosphorus Innovation Challenge (VPIC) Vermont Pay for Performance (VFPF) Program
Agency of Commerce and Community Development (ACCD)	Better Connections Planning Grant Downtown Transportation Fund Vermont Center for Geographic Information (VCGI)
Agency of Natural Resources (ANR)	Clean Water Initiative Program Funding Programs Clean Water State Revolving Fund (CWSRF) Loans CWSRF Land Conservation Interim Financing Program Department of Forests, Parks and Recreation Fish and Wildlife Department Watershed Grants Municipal Pollution Control Grants
Agency of Transportation (VTrans)	Better Roads Program Municipal Highway Stormwater Mitigation Program Transportation Alternatives Program (TAP)
Vermont Housing and Conservation Board (VHCB)	Conservation Grants Farmland Protection Grants Water Quality Grants
Multi-Agency Programs	American Rescue Plan Act (ARPA) Programs Municipal Roads Grants-in-Aid Program

Key Takeaways

- Vermont has made a long-term commitment to support the Clean Water Initiative at roughly \$50-60 million per year
- Clean Water Budget is comprised of Clean Water Fund revenues as well as contributions from the clean water section of the capital bill. It presents a portion but not all the state's commitments to fund and make progress on our clean water goals.
- The scale of the Clean Water Budget line items is at the program or initiative-level, the Clean Water Board does not make decisions about individual projects or practices.
- The Board requests annual input from the public on its Budget and CWIP welcomes partnerships to help spread the word about this opportunity.
- The Budget line-items represent multi-year spending initiatives which fund a diversity of project types on different land uses, both regulatory and non-regulatory all in support of clean water.
- Many line-items are also supported with funds sourced from outside the Clean Water Budget

Learn more

- Clean Water Board
 - Site page: <https://dec.vermont.gov/water-investment/cwi/clean-water-board>
 - November public hearing recording providing an overview of the SFY 2025 Clean Water Budget line items: https://www.youtube.com/watch?v=uG_ignK44uQ
 - Clean Water Board Story Map: <https://storymaps.arcgis.com/stories/37d89baeb8e546d5879f15188f703429>
- Clean Water Initiative Program
 - Site page: <https://dec.vermont.gov/water-investment/cwi>
 - Clean Water Stakeholder Listserv: tinyurl.com/87s7tjse